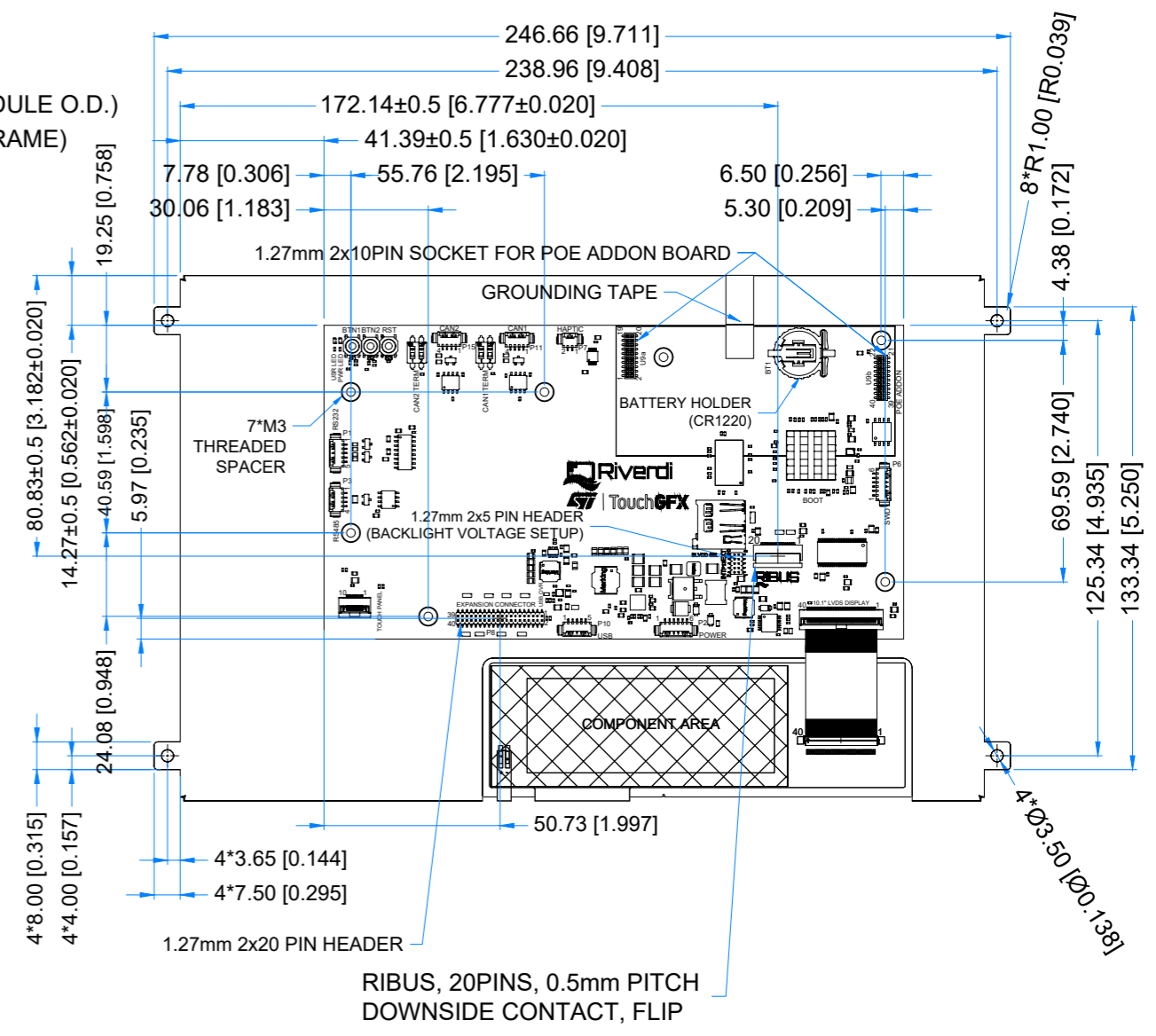
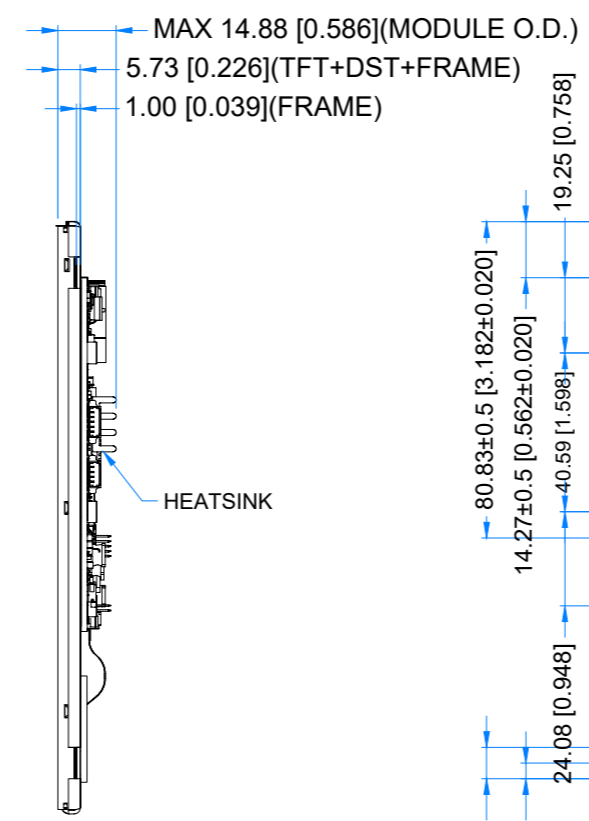
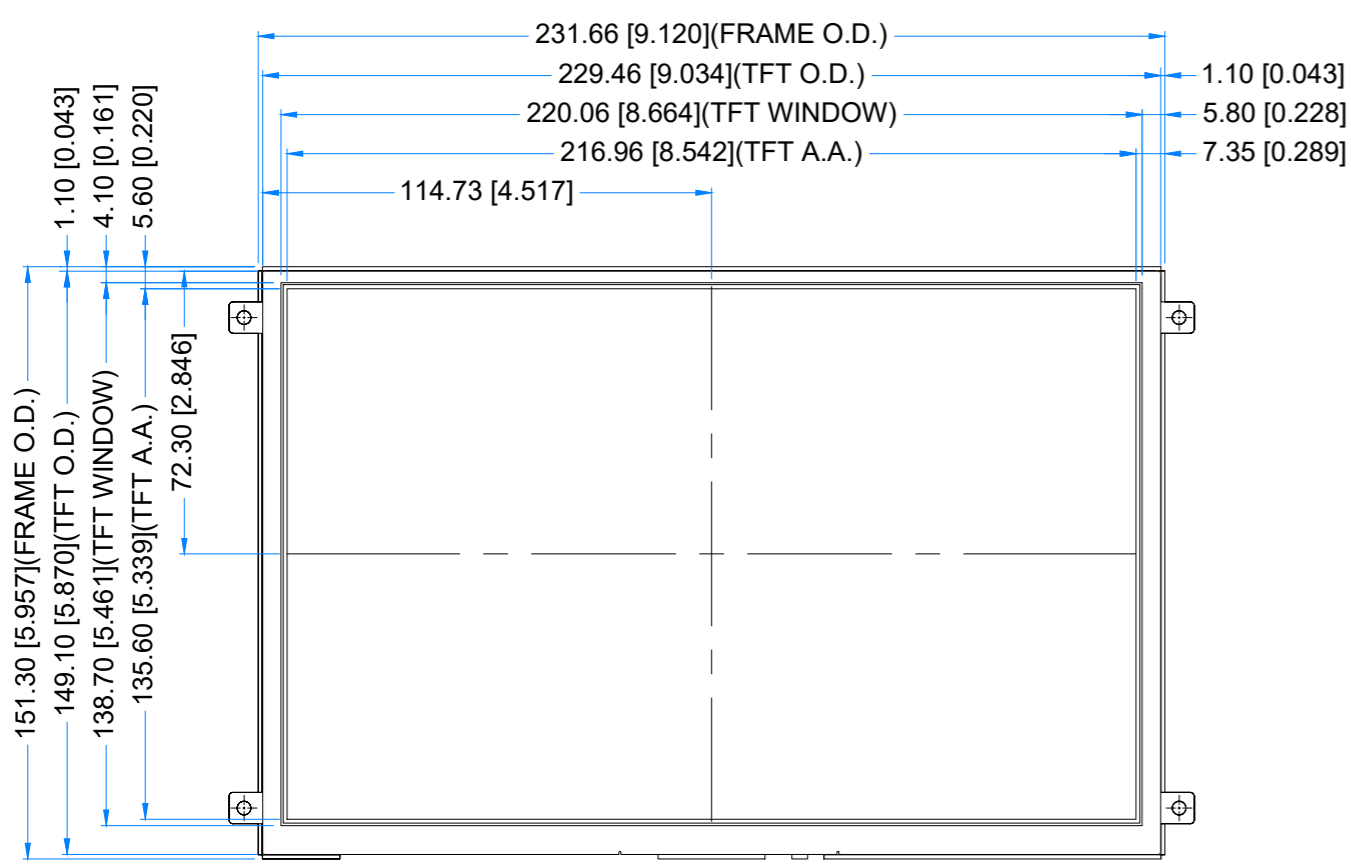


Revision:	Changes:	Date:
1.0	Initial Case	2022.01.11
1.1	PCB Update And Adding Grounding Tape	2022.07.04
1.2	PCB Update - 101STM32H7_Rev1.4	2023.03.06

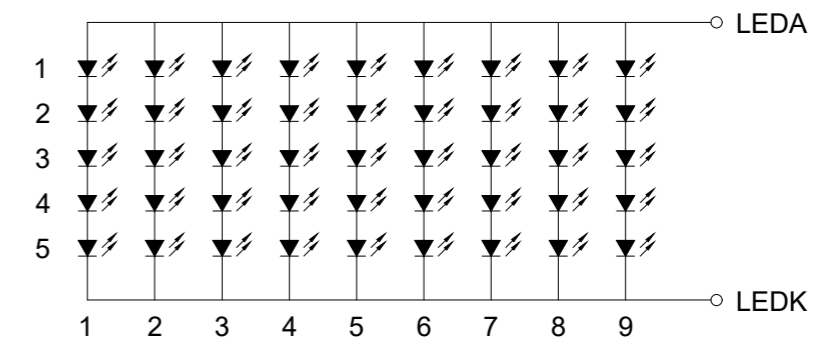


1.25 MM MOLEX CONNECTORS

NO.	TYPE	MATE WITH
P1 (RS232)	53261-0571	51021-0500
P2 (POWER)	53261-0671	51021-0600
P3 (RS485)	53261-0471	51021-0400
P6 (SWD)	53261-0671	51021-0600
P7 (HAPTIC)	53261-0271	51021-0200
P10 (USB)	53261-0571	51021-0500
P11 (CAN1)	53261-0471	51021-0400
P15 (CAN2)	53261-0471	51021-0400

1.27MM PIN HEADER AND SOCKET

NO.	TYPE	MATE WITH
P8	CH51402M100-0P	CBC1402D100 OR CBC1402M100-2P
U9a & U9b	PBHTD20SPP-JL	CH51202V100 OR CH51202M100-0P
P13	62131021021	62200213421 (JUMPER)



LED Diagram Circuit

LCD NOTES:

- LCD TYPE: TRANSMISSIVE, NORMALLY BLACK, IPS
- RESOLUTION: 1280x800
- VIEWING ANGLE: FREE
- SURFACE LUMINANCE: 1000 cd/m²
- MCU ON THE BOARD: STM32H757XIH6
- EXTERNAL FLASH MEMORY SIZE: 512Mbit
- EXTERNAL SDRAM SIZE: 64Mbit (32-bit access)
- SUPPLY VOLTAGE FOR MODULE: 6.0V - 48.0V

GENERAL NOTES:

- ZERO BAD PIXELS FOR TFT
- OPERATING TEMPERATURE: -20°C ~ 70°C
- STORAGE TEMPERATURE: -30°C ~ 80°C
- WITHOUT INDIVIDUAL TOLERANCE: ±0.3mm [0.012inch]
- TOLERANCE OF PCB PLACEMENT: ±0.5mm [0.020inch]
- RoHS3 COMPLIANT

PN: RVT101HVSWFN00			
SN:			
DRAWN: M.Natywa	2023.03.06	1:1.93	
CHECKED: Carol Gao	2023.03.06	[mm]	
APPR:		ISO A3	